











**UTILITY VEHICLES**

	LIGHT DUTY		MEDIUM DUTY	HEAVY DUTY	
					
	<b>MX-600</b>	<b>C-432</b>	<b>Bigfoot S</b>	<b>Bigfoot</b>	<b>Bigfoot XL</b>
<b>Power (HP)</b>	4.5	6	6	12.5	17
<b>Speed (mph)</b>	9	9	11	12	18
<b>Range (mi)</b>	20	20	40-50	40 (up to 60 with Li-ion)	40 (up to 60 with Li-ion)
<b>Load Capacity (lb)</b>	600	1,400	2,000	3,000	3,000
<b>Tow Capacity (lb)</b>	2,000	8,750	5,000	7,500	10,000
<b>People</b>	1	1	2	2-4	2
<b>Weight (lb)</b>	890	918	1,405	1,565	1,965
<b>Length (in)</b>	86	79	118.5	130.5	130.5
<b>Width (in)</b>	32	30	44	44	57
<b>Height (in)</b>	41	40	51.5	51.5	52
<b>Turn Radius (in)</b>	81	70	115	137	145
<b>Deck (in)</b>	30x27	28.5x46	65x44	77x44	77x54
<b>Voltage</b>	24	36	36	48v	48v

**PERSONNEL CARRIERS**

		
	<b>SS-536</b>	<b>SS-546</b>
<b>Power (HP)</b>	4.5	4.5
<b>Speed (mph)</b>	9	9
<b>Range (mi)</b>	20	20
<b>Load Capacity (lb)</b>	600	600
<b>Tow Capacity (lb)</b>	2,000	2,000
<b>People</b>	2	2
<b>Weight (lb)</b>	701	830
<b>Length (in)</b>	86.5	89
<b>Width (in)</b>	30	30
<b>Height (in)</b>	41.5	41
<b>Turn Radius (in)</b>	75	81
<b>Deck (in)</b>	30x19	30x19
<b>Voltage</b>	24	24

**STOCK CHASERS**

			
	<b>SC-90 24V</b>	<b>SC-100 24V</b>	<b>SC-100 36V</b>
<b>Power (HP)</b>	3.8	4	4.7
<b>Speed (mph)</b>	8	8	8
<b>Range (mi)</b>	20	20	30-40
<b>Load Capacity (lb)</b>	900	1,000	1,000
<b>Tow Capacity (lb)</b>	2,000	5,000	5,000
<b>People</b>	1	1	1
<b>Weight (lb)</b>	760	970	1,095
<b>Length (in)</b>	86	86	86
<b>Width (in)</b>	29.5	29.5	29.5
<b>Height (in)</b>	48	48	48
<b>Turn Radius (in)</b>	67	67	67
<b>Deck (in)</b>	29.5x58.5	29.5x58	29.5x58
<b>Voltage</b>	24	24	36